


# Production Automation & Management



## Automation Engine

Automation Engine is Esko's workflow server. It automates print production tasks and integrates business systems, which speeds up the process, but also reduces the error rate and the need for operator intervention.



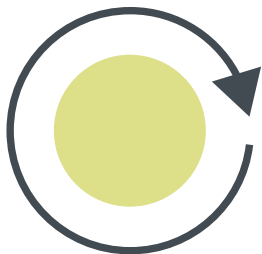
## At the heart of your **prepress**

Automation Engine saves time and money through increased efficiency and throughput. It is, by all standards, an exceptional answer to the daily challenges of prepress and print professionals who need to increase quality, reduce errors and drive cost out of the processes.

Automation Engine serves as the heart of any size prepress production operation. It enables unparalleled workflow automation with rock-solid quality control.

Automation Engine comes with extensive business system integration capabilities and is highly scalable.

Prepress operators or administration departments can easily interact with the workflow, and with its extensive conditional automation capabilities through a transparent user interface.



Increase **efficiency & throughput**

# Cut **cost, time & errors**

How can premedia agencies, trade shops and converters produce more jobs per day with less or no rework? How can they manage the rise of the SKUs without boosting the cost?

Automation Engine allows operations to address the larger number of smaller jobs running through prepress by better controlling and streamlining workflows.

## More jobs a day

Automation Engine features easy to use workflow editing and monitoring tools. These come with a visual and intuitive workflow design tool that makes any workflow easy to set up.

Throughput and efficiency is increased by means of the conditional automation tools. These tools reduce operator intervention, hand-offs and allow for automated decisions and routing in the workflow. The result: more jobs get done at the end of the day.

## On time

Any activity on output devices is automatically registered. The Automation Engine Device Manager has a bi-directional link with devices such as Esko's CDI imager and Kongsberg cutting table.

The Device Manager moves operational control upstream to the prepress department. Flexo platemaking and digital finishing operations are better integrated with the prepress workflow. Operators use Device Manager to monitor job statuses, and to manage and prioritize the queues of all connected devices.

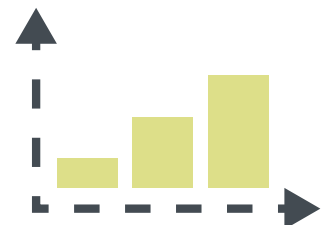
The Device Manager allows companies to use their hardware at maximum capacity by smart estimation functionality and the possibility to balance loads between devices.

Automation Engine also communicates with visual inspection systems, eliminating set-up time, cutting operator errors and saving 3-5 minutes per job.

Save **time & money**



Handle up to **40% more jobs** with same headcount



# Advanced packaging functionality: do more without adding headcount.

## Job organization and data management

A 'Job' in Automation Engine represents a production order that organizes the data storage for the job and its metadata, link to order ID, due date, customer info, Customer Service Representative contacts... A Job can also contain graphical specifications like barcode, inks, RIP options... This information can be used in any workflow to take advantage of all the data that is already there, avoiding double entries.

## 3D mockups and reports in seconds

The Reporting & 3D module in Automation Engine generates "report cards" in seconds. These report cards are based on templates and use details that can be extracted from the database (customer information, like ink coverage, barcode specs...).

3D PDF files can be generated from the job's structural data. They can be merged with the graphical data giving a comprehensive view of how the actual job will look like.

Job due date: 20170224 / Filename: LUMI\_PLUS\_CARTON\_BLUE

ESKO SOFTWARE PLATFORM

3D CAD

3D PDF

Filename	LUMI_PLUS_CARTON_BLUE
File Size	289.8 x 126.2 cm
Report made on	24-Feb-17 13:56:07
Job Name	78100_Fixing_Carton_BT
Customer	Esko
Printing Method	Offset
Barcode	

INK/PANEL					
Nr.	Ink	Minname	Dot	Angle	Lpt
1		Cyan		15	150
2		Magenta		75	150
3				90	150
4		Black		45	150
5		Pigments 257		45	150
6		Color spot UV varnish		45	150
7		metal spot UV varnish		45	150
8		white laser selective		45	150

ESKO


## Centralized color management

Automation Engine provides the opportunity to centralize color management.

Color tasks are fully integrated with the rest of your prepress workflow. Conversions to four color or multi-color profiles allow you to color manage any (digital) press from within your workflow, providing maximum color consistency, repeatability and predictability.

## Color preflight

Automation Engine will tell you the most efficient way to print jobs while meeting brand color expectations. You will print with the most efficient ink set while reducing print time (and the number of clicks).



**Color manage** any (digital) press from within your workflow with maximum color consistency, repeatability & predictability.

## Automated imposition, step-and-repeat and nesting

Automation Engine features automated imposition, step-and-repeat and gang run printing.

The advanced job management that is available for “page production” environments offers a comprehensive overview of the entire prepress department in relation to pages, proofs, sheets and plates status. To optimize (large format) sheet layout, Automation Engine offers gang run printing functionality. Automation Engine will search for the most optimal fill on different sheet sizes, taking into account the finishing steps, such as guillotine cutting.

All jobs for gang run printing are organized per substrate in a dedicated view. When integrated with your stock management, nesting is even optimized on an up-to-date substrate inventory.



## Automate artwork creation and variable data printing

Automation Engine is the first workflow server to offer automatic processes for artwork creation in line with brand guidelines. Artwork creation used to be lengthy process; linked with Adobe Suite, Automation Engine makes this fully automated. Creating new SKUs is now fast, easy and error-free.

Automation Engine also allows Variable Data Printing on all types of digital presses.

## Automated flexo platemaking

The automated flexo platemaking module allows running a fully automated workflow, saving manual interventions and plate waste.

What's more, Automation Engine's Device Manager moves operational control upstream to the prepress department. Operators can monitor job statuses, and manage and prioritize the queues of all connected devices.

**Get a comprehensive overview** of pages, proofs, sheets and plates status in an instant.



# Zero tolerance for **errors**

Automation Engine offers extensive quality assurance tools. Prepress operators or admin staff are able to detect errors early in the workflow.


The unique Automation Engine Viewer handles all common prepress formats, images and RIP data. Extensive measuring and QA tools provide sophisticated means to check whether the file is ready for print. Check separations, trim and media sizes, even compare differences between design files and production files, or easily check whether all corrections have been applied.

Automated compare tools are available in the workflow to streamline comparison of larger batches of files. Additional quality control features - powered by Global Vision - allow for automatic quality control checks (text, artwork, spelling, braille, barcodes) and automatic quality control reports. The result: a secure prepress flow with accurate quality.



Reduce errors by **80%**.

A secure prepress flow



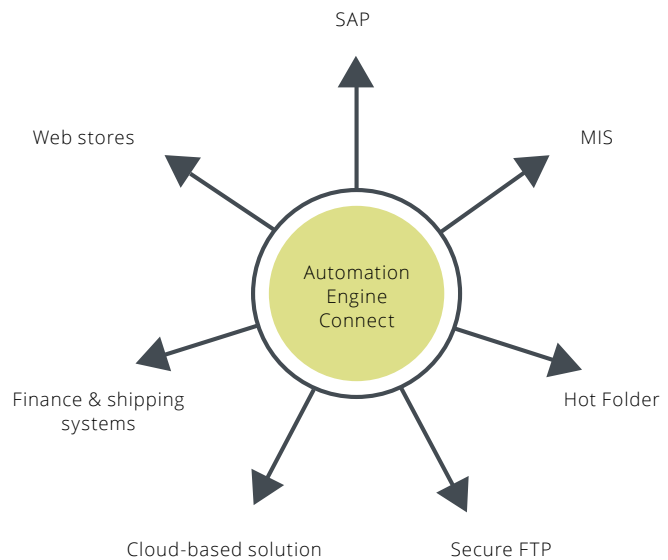
# Integrate with your **business system**

The integration between your workflow and your business systems is an obvious next step.

To streamline the complete process and to avoid introducing errors, it makes perfect sense to connect the MIS/ERP to the prepress department. And Automation Engine will provide digital and instant feedback.

The Automation Engine Connect module allows integration from any third party product with any Esko component without the need for lengthy and extensive consultancy projects.

This is a scalable and sustainable solution without the need for custom development.



## Automation Engine QuickStart for Labels

Automation Engine QuickStart for Labels is a turnkey solution for labels converters. It comes pre-configured with proven workflows for label converters and gets you in production within 5 days.

- Automates routine tasks such as trapping & Step & repeat
- Integrated preflight and error checking
- Error reduction & shorter production time
- Digitized, standardized process flow
- Automatic report generation
- Seamless integration: organizes data and connects your people
- Efficiently drives your press
- Increased profitability



# Automation Engine **modules**

## Automation Engine Base

This is the main framework, allows you to build workflows and has routing capabilities. Comes with basic graphics tasks (e.g. file import, trapping, color conversion, file cleaning ...) and the ability to use SmartNames.

## Job Management

The Job Management module allows users to efficiently organize production data.

## Connect

The Connect module offers the easiest way to integrate Automation engine and WebCenter with 3<sup>rd</sup> party systems (MIS, ERP, shipping systems, Box, SAP...)

## Reporting & 3D

This module collects all relevant production data to generate automated customized reports for customers and quality control. The module also creates 3D files automatically.

## Layout

The layout module offers all tools to step & repeat, impose or nest files. The layout module supports any segment: labels, folding carton, flexible packaging, corrugated, digital, commercial print, signage or display production.

## Processor

The Processor module offers integrated Enfocus Pitstop preflighting, variable data expansion and advanced processing tasks on PDFs.

## Viewing & QA

Detect content errors on any file type prior to any output, this module offers detailed quality control tools for all jobs: braille reading, barcode scanning, version comparison.

## Color

The Color module offers centralized brand color management with ink saving tools and advanced color conversion tasks.

## Automated Flexo Platemaking

The automated flexo platemaking module allows running a fully automated workflow, reducing errors, saving manual interventions and plate waste.

## Inspection

The Inspection module allows a faster setup of the inline inspection device which is essential when dealing with short runs and variable data printing.